Hovertrans air cushion systems
Hovertrans Ltd Copyright © 2006

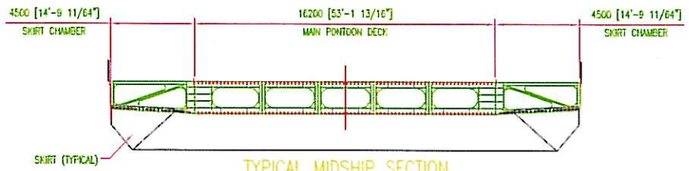

TYPICAL MIDSHIP SECTION
(TRANSVERSE FRAME SECTION)

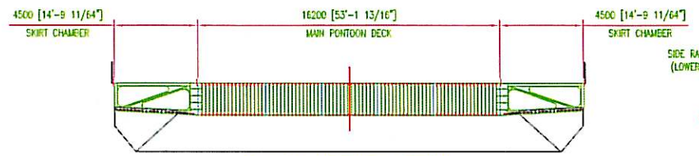

TYPICAL MIDSHIP SECTION
(TRANSVERSE BULKHEAD SECTION)

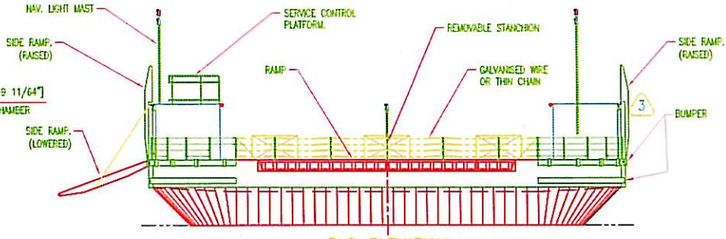

END ELEVATION
(LOOKING AFT)

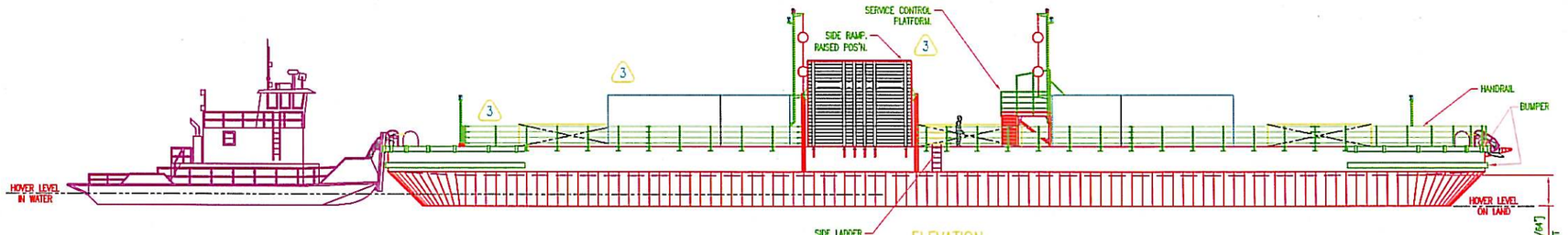

ELEVATION
(STARBOARD SIDE DRAWN)

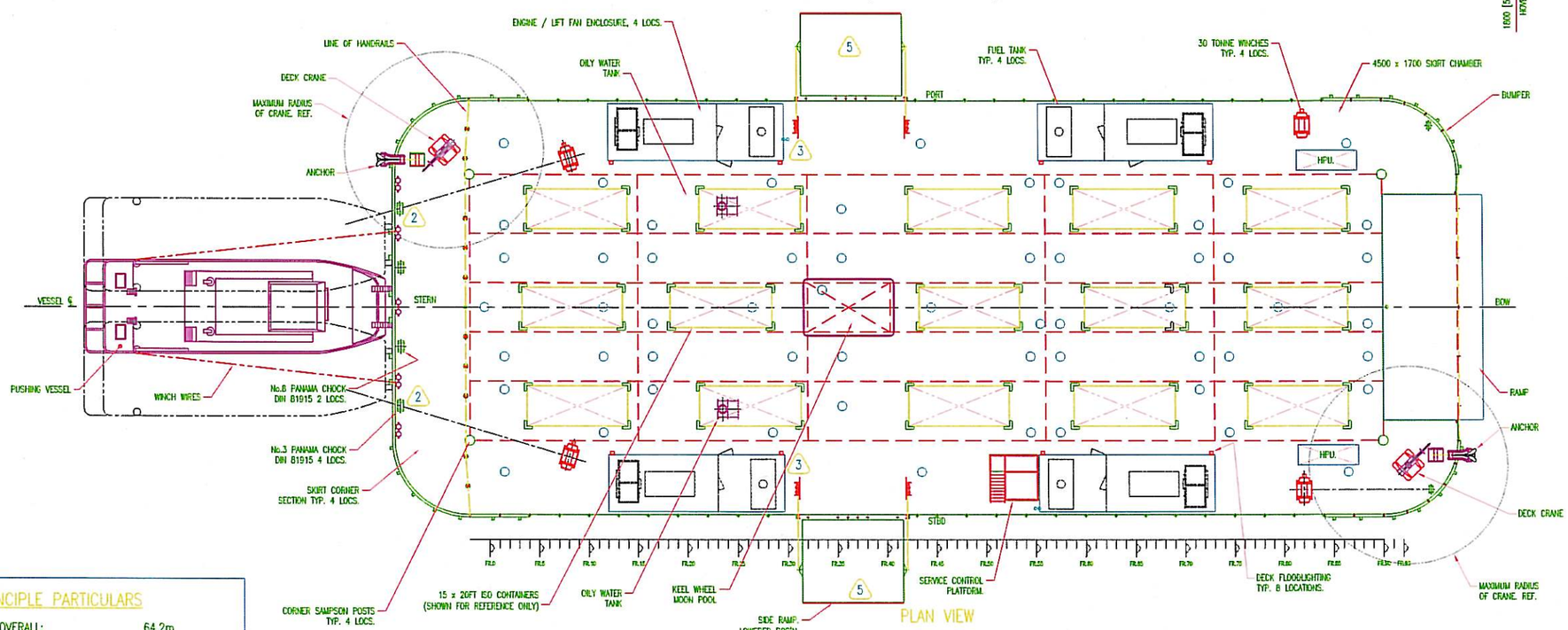

PLAN VIEW

PRINCIPLE PARTICULARS

LENGTH OVERALL:	64.2m
BEAM OVERALL:	25.2m
NOMINAL PAYLOAD:	450 Tonnes (4)
OPERATING TEMP:	+40°C/-20°C
CLEAR DECK AREA:	16.2m x 55.2m (6)

NOTE:-

LOAD DRAWN IS INDICATIVE OF FULL LOAD - UP RIVER

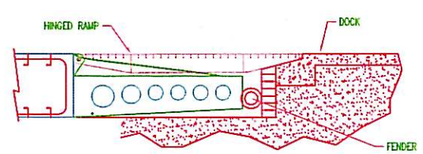

LOCAL RAMP DETAIL (SECTION)
SCALE 1:75

ISSUE	MODIFICATIONS	MOD DATE
6	CLEAR DECK AREA NOTE ADDED TO PRINCIPLE PARTICULARS.	08-01-09 SW.
5	SIDE RAMP INTEGRATED	10-11-08 SW.
4	'NOMINAL' ADDED TO 450T PAYLOAD DEFINITION	13-10-08 SW.
3	AFT HOUSE POSITIONS MOVED 3 FR. HANDRAIL & RAMP MODS.	10-09-08 SW.
2	AFT WINCHES REPOSITIONED TO SUIT CLIENT.	03-09-08 CMC.
1	SERVICE CONTROL PLATFORM, ANCHORS, WINCHES, CRANES, FLOODLIGHTS AND SIDE RAMP ADDED.	22-07-08 CMC.
H	FAN REPOSITIONED, WINCHES MODIFIED, BOW BUMPER ADDED.	23-05-08 J.C.
G	CABIN REMOVED AND MAST REPOSITIONED.	11-03-08 H.M.
F	STERN ARRANGEMENT UPDATED.	12-02-08 W.P.

PROJECT : 450 TONNE HOVERBARGE

CUSTOMER DWG No :

TITLE : GENERAL ARRANGEMENT
450 TONNE HOVERBARGE

Approved by Class Society	N/A
Approved by Regulatory Body	N/A
Approved by Customer	N/A

DWG No :	Sheet	Issue	Scale	Drawn By	Checked By	Checked Date
NG632-601-01-1	1 of shts 1	6	1:150	RQ	SWAL	08/01/09

All dimensions in 'mm' unless otherwise stated.
General tolerance ± 1.0 mm & ± 1 degree, unless otherwise stated.

THE DESIGN, ALGORITHMS, INFORMATION AND DATA HERE IN IS THE PROPERTY OF BMT NIGEL GEE LTD. REPRODUCTION IN WHOLE OR IN PART WITHOUT THE PERMISSION OF THE OWNER IS PROHIBITED.

BMT Nigel Gee
Farnborough Business Park
Farnborough
Hampshire, England
GU14 6XL
Tel. +44 (0) 1252 892 555
Fax. +44 (0) 1252 892 556

A1